

WCS 病房呼叫系统 Hospital calling system

概述

Overview

WCS型病房呼叫系统是设有医疗病房的大中型船舶的必备设备。由呼叫控制器、呼叫复示器、呼叫按钮盒和报警电笛等组成，是病房同医生值班室联系的有效工具。病人在有需要时，通过病房呼叫系统，向外发送信号，保障病人的需求。

WCS Hospital calling system is necessary device for large and medium sized ships which are equipped with medical patient rooms. It is composed of call controller, call repeater, call button box and alarm siren. It is an effective tool for patients to contact the medical office on duty. As encountering unexpected situations, patients can send out the alarm through the Hospital calling system, to ensure their needs.

产品特点

Product features

- 控制面板采用LED指示、按键操作，外形美观，指示清晰，便于操作与维护；
The control panel is provided with LED display and key operation, with nice appearance, clear indication, and easy to operate and maintain ;
- 采用智能控制技术，集成度高，节省布置空间，可靠性高；
Using intelligent technology, with high integration, saving layout space, with high reliability;
- 采用模块化设计，扩展灵活。
Using modular design for flexible extension.

产品功能

Product functions

- 呼叫功能
Call
- 试灯功能
Light test
- 复位功能
Reset function
- 断线报警
Disconnection alarm
- 应答功能
Answer
- 消音功能
Silence function
- 延伸报警
Extended alarm
- 复示功能
Repeat



产品组成

Product composition

- 呼叫控制器
Call controller
- 呼叫复示器
Call repeater
- 呼叫按钮盒
Call button box
- 报警电笛
Alarm siren

技术指标

Technical index

- 工作电压：单相AC220V±10% 50/60Hz
DC24V±20%
Working voltage: single-phase AC220V±10% 50/60Hz
DC24V±20%
- 产品标准尺寸见下表：
Standard sizes that can be selected are shown in the following table:
- 呼叫路数：1~8路
Number of call ways: 1~8

设备名称 Equipment name	外形尺寸mm Outline dimensions (mm)			安装尺寸 Installation dimensions (mm)		备注 Remarks
	宽 W	高 H	深 D	宽 W	高 H	
呼叫控制器 Call controller	300	250	140	320	210	Fig.1
	192	192	50	167	167	Fig.2
呼叫复示器 Call repeater	300	250	140	320	210	Fig.1
	192	192	50	167	167	Fig.2
呼叫按钮盒 Call button box	80	140	60	100	95	Fig.3
	80	140	51	68	128	Fig.4
报警电笛 Alarm siren	137	207	85	152	80	Fig.5

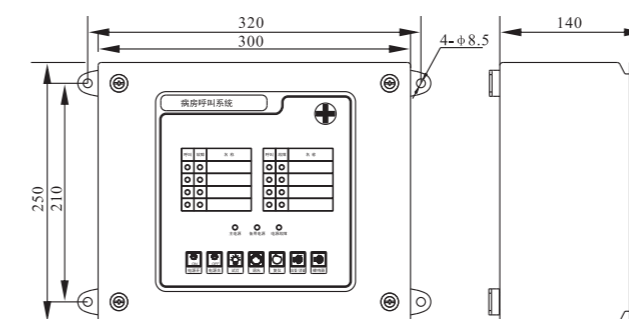


Fig.1

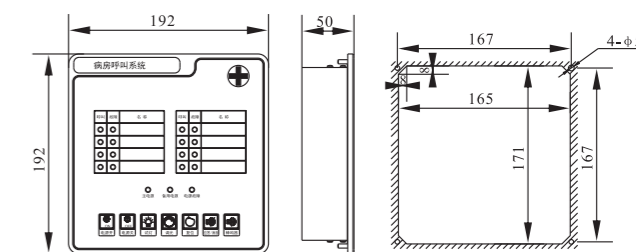


Fig.2

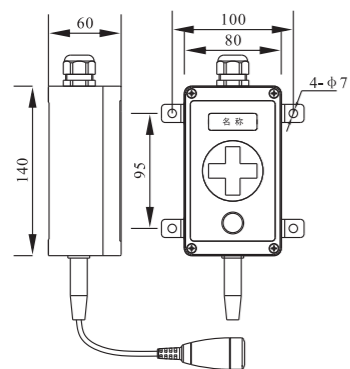


Fig.3

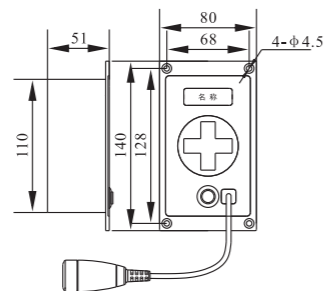


Fig.4

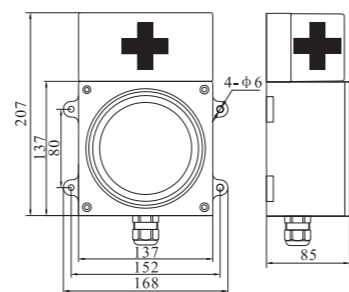


Fig.5

型号命名

Model naming

病房呼叫系统 Hospital calling system	WCS	-CB	□	/□
设备名称 呼叫控制器 Device name: Call controller				
呼叫路数 1,2,3...8 Number of calling: 1,2,3...8				
安装方式 Q:嵌入式, B:壁挂式 Installation: Q: embedded, B: wall-mounted				

选型说明

Selection description

例: WCS-CB2/Q

表示嵌入式病房呼叫器外接有2路呼叫按钮盒。

Example: WCS-CB2/Q

The flush-type Hospital call controller is connected with two call button boxes.